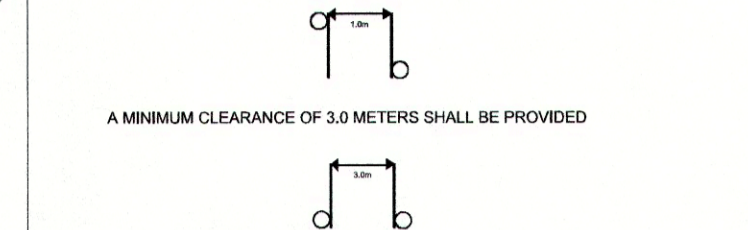


NOTES :
 CONSTRUCTION STANDARDS
 TO BE CONSTRUCTED IN ACCORDANCE WITH MANITOBA HYDRO DISTRIBUTION AND SUBTRANSMISSION STANDARDS. LATEST REVISION. NO MAJOR CHANGE SHALL BE MADE WITHOUT APPROVAL OF THE DESIGN ENGINEER OR DELEGATE.

CITY OF WINNIPEG REQUIREMENTS:
 WATER AND WASTE DEPARTMENT APPROVAL SUBJECT TO THE FOLLOWING NOTES:
 A MINIMUM CLEARANCE OF 1000 MILLIMETERS SHALL BE PROVIDED BETWEEN THE UNDERSIDE OF ANY EXISTING WATERMAIN OF SEWERMAN PIPE AND THE TOP OF THE PROPOSED WORKS OR
 A MINIMUM CLEARANCE OF 500 MILLIMETERS SHALL BE PROVIDED BETWEEN THE UNDERSIDE OF THE PROPOSED WORKS AND THE TOP OF ANY EXISTING WATERMAIN OR SEWERMAN PIPE
 A MINIMUM LATERAL CLEARANCE OF 1 METER SHALL BE PROVIDED BETWEEN THE NEAREST EDGE OF THE PROPOSED WORKS AND THE NEAREST EDGE OF ANY EXISTING WATERMAIN, WATERMAIN VALVE, HYDRANT, SEWERMAN OR SEWER MANHOLE.

A MINIMUM CLEARANCE OF 3.0 METERS SHALL BE PROVIDED



FOR CLEARANCE OF EXISTING WATER & WASTE DEPARTMENT PLANT CONTACT THE SURVEY & INSPECTION BRANCH 48 HOURS PRIOR TO CONSTRUCTION AT 986-3322

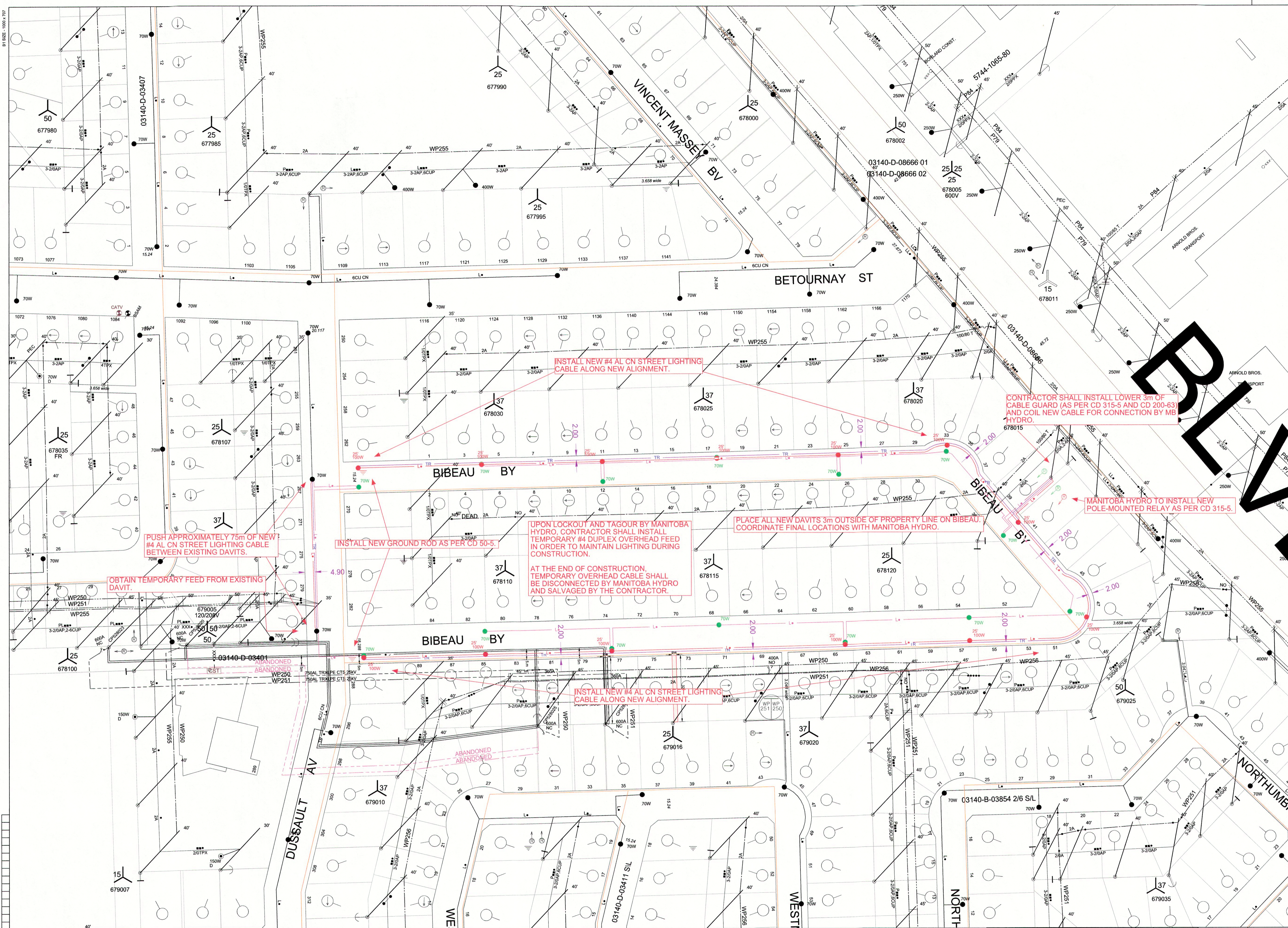
PROPOSED SEQUENCE OF CONSTRUCTION:

- MH STAFF SHALL DISCONNECT AND ISOLATE THE EXISTING STREET LIGHT POLE OR POLES TO BE REPLACED.
- CONTRACTOR TO INSTALL TEMPORARY OH FEEDS BETWEEN EXISTING POLES.
- MH STAFF TO INSTALL FINAL DROP FROM EXISTING POLE TO SOURCE AND ENERGIZE.
- CONTRACTOR TO INSTALL NEW POLES, UNDERGROUND STREET LIGHT CABLE BETWEEN POLES, GROUND RODS, RELAYS, AND BOTTOM SECTION OF CABLE GUARD AT DIP (IF APPLICABLE) AND TERMINATE IN HAND HOLE.
- MH STAFF TO DISCONNECT AND ISOLATE TEMPORARY OH FEEDS TO EXISTING POLES AS WELL AS COMMISSION AND ENERGIZE NEW POLES FROM NEW UNDERGROUND SOURCE.
- CONTRACTOR TO REMOVE OH FEEDS AND REMOVE EXISTING POLES.

CONTACT	NAME	PHONE
DESIGN	MIKE PARTIYKA	360-4475
DISTRICT ENG TECH	ROB DENIKA	235-4355
ENERGY SERVICES ADVISOR	TERRY MCCARTHY	360-4127
DIG CONSTRUCTION	JAYSON WITT	803-1166
COH CONSTRUCTION	WAYNE IRELAND	360-5786
CUSTOMER CONTRACT	RICK PHILLIPS	360-7018
CONNECTIONS	ALVARO SILVA	360-6214
TEMP. STRINGING	TERRY TABAK	360-7521

LEGEND	DESCRIPTION
MAGENTA	PROPOSED TRENCH
RED	PROPOSED OBJECT
PINK	OBJECT TO BE ABANDONED
GREEN	OBJECT TO BE SALVAGED
BLACK	EXISTING OBJECT
L# ANNOTATION	1 - #4 AL CN STREET LIGHTING CABLE
LL# ANNOTATION	1 - 1/0 TRIPLEX LIGHTING CABLE

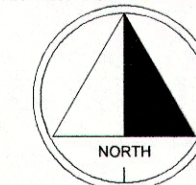
COW TENDER 2014-R-05



NOTE: INDICATION OF ALL UNDERGROUND UTILITIES IS FOR ILLUSTRATIVE PURPOSES ONLY. CONTACT THE APPLICABLE UTILITIES FOR SPECIFIC PLANT LOCATIONS AND CLEARANCES.

INFORMATION PERTAINING TO THE SIZE AND LOCATION OF MANITOBA HYDRO FACILITIES AND INSTALLATIONS IS ILLUSTRATIVE AND SHOULD NOT BE RELIED ON FOR THE PURPOSES OF ANY ACTIVITY BEING CONDUCTED AT OR NEAR THE IDENTIFIED HYDRO INSTALLATIONS. ALL LOCATIONS AND EQUIPMENT MUST BE VERIFIED BY APPROPRIATE HYDRO DISTRICT OFFICES PRIOR TO ANY PHYSICAL ACTIVITY UNDERTAKEN AT OR NEAR HYDRO INSTALLATIONS. A CURRENT WORK CLEARANCE REQUEST FORM CAN BE OBTAINED FROM THE DISTRICT OFFICE AND MUST BE ON SITE PRIOR TO THE COMMENCEMENT OF ANY EXCAVATIONS.

CALL BEFORE YOU DIG!!



DATE	REVISIONS	BY	CHKD.	APP.	ORIGINAL DRAWING SEALED BY	AREA NUMBER	MANITOBA HYDRO DISTRIBUTION PLANNING & DESIGN
2014/02/18	REVISION 1	MP	AB	AB		5401	WBS # P:22902 NETWORK # 4302334
						STATION NUMBER	DISTRICT: ST. BONIFACE
						1028	STREET LIGHTING PROJECT - BIBEAU BAY FROM DUSSAULT AVE. TO DUSSAULT AVE.
						FEDDER NUMBER	CONTRACTOR TO REPLACE EXISTING UNDERGROUND STREET LIGHTING PLANT.
						WP255	
						DRAWN MP	
						CHECK AB	
						SCALE 1:750	
						DATE 2014/02/05	